


Innovative in System Monitoring



Touch Panel Display

Main Screen



Standby Status

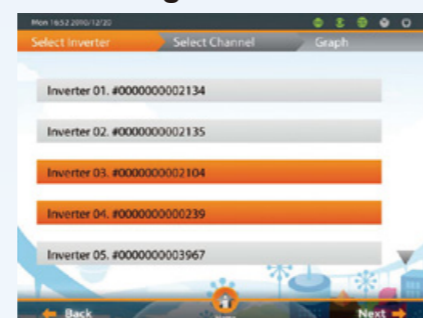


Showing data of Power / Day Yield / Total Yield / CO₂ Emission / Money etc.

Tool Box



Monitoring each inverter data




Features

- Easy Operation Colorful TFT LCD touch Panel
- External sensor to get complete information for your solar system
- Data synchronize save to Data Log Center to monitor your power system anywhere
- Integrated Wireless (Zigbee) interface for Friendly use

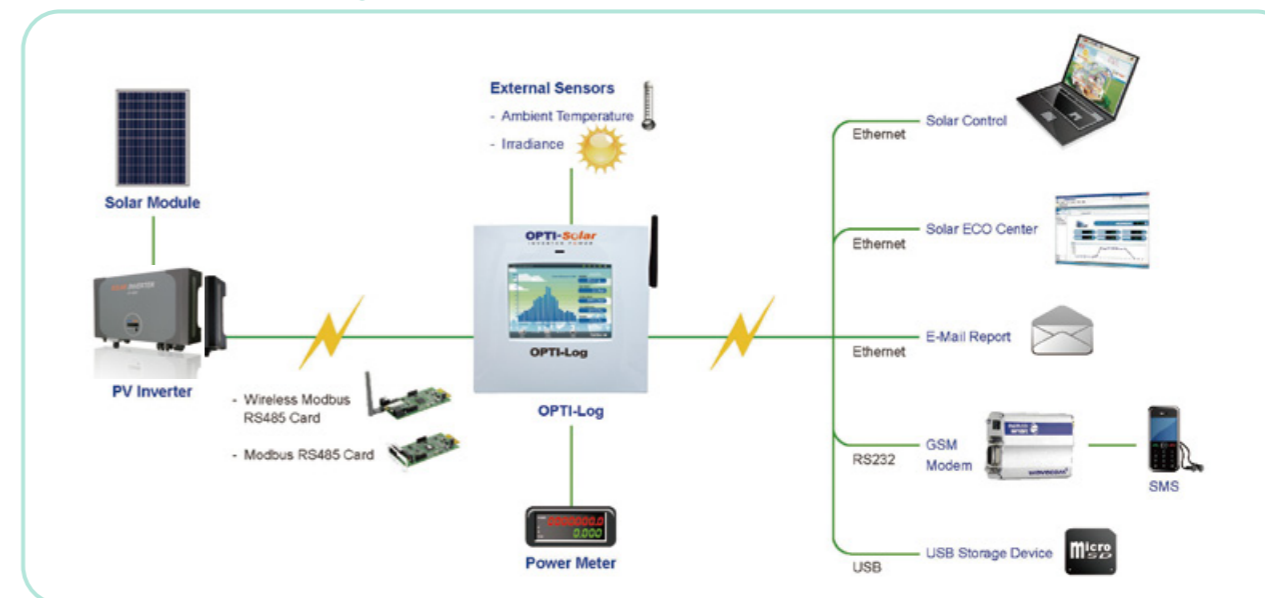
Description

- OPTI-Log combine OPTI-Log Center, External Sensors and Data Logger 3 main functions with touch panel monitor. It no need special software for user easy use, it's also a reliable and lower cost monitoring solution.
- OPTI-Log can apply to between inverter and other computers. It is a communication device. It also takes for a standalone PV monitoring system.
- OPTI-Log retrieves data from PV inverters via wire/wireless and records it on SD card. It provides a service to send diary report and event alarm to end users via E-Mail, SMS, and FAX. It has FTP service so allows user to get data remote, or local exported it to USB stick. Further data also can be synchronized on our OPTI-Log Center through internet in order to monitor PV inverters anywhere.

Oulines



Communication Diagram



Specification

DC Power	Input 12V/1A DC
Man Machine interface	<ul style="list-style-type: none"> • TFT panel with 640x480 resolution with 256 bit color • Easy used by touch screen • Real-time clock with power reserve function • Wall mounted or stand alone for user chosen • small size: 20x20x3.65cm • IP20 protection class
Data Logger	<ul style="list-style-type: none"> • Connection up to 20 PV inverters • 1G byte internal data sotrage with micro SD card • Record of daily, monthly and annual values, daily curves in 5 minute intervals. • Automatically Synchronize data to Data center (Cloud Computing) when the network is available • Data storage on hard drive or Solar ECO Center • Local export data through USB storage device for easy data management. • Data export through network FTP protocol by CSV file for Excel and import historical daily data at initial installation • Alarm when data logging capacity shortage • Alarm when data logging capacity shortage • RS422/RS485 mode is selectable by slide switch • Zigbee wireless communication with the inverter (Optional)
Communications Interface	<ul style="list-style-type: none"> • RS232 interface for Wavecom modem (Optional) • USB host interface for file backup, firmware update
Network Connection	<ul style="list-style-type: none"> • Via RJ45-10/100 Mbit (Ethernet) • Network interface supports FTP, DHCP, SMTP protocol
External IO Interfaces	<ul style="list-style-type: none"> • 2 sets analog inputs for temperature and irradiance sensors measurement • Relay for normal close/open outputs • 5V/500mA DC output

